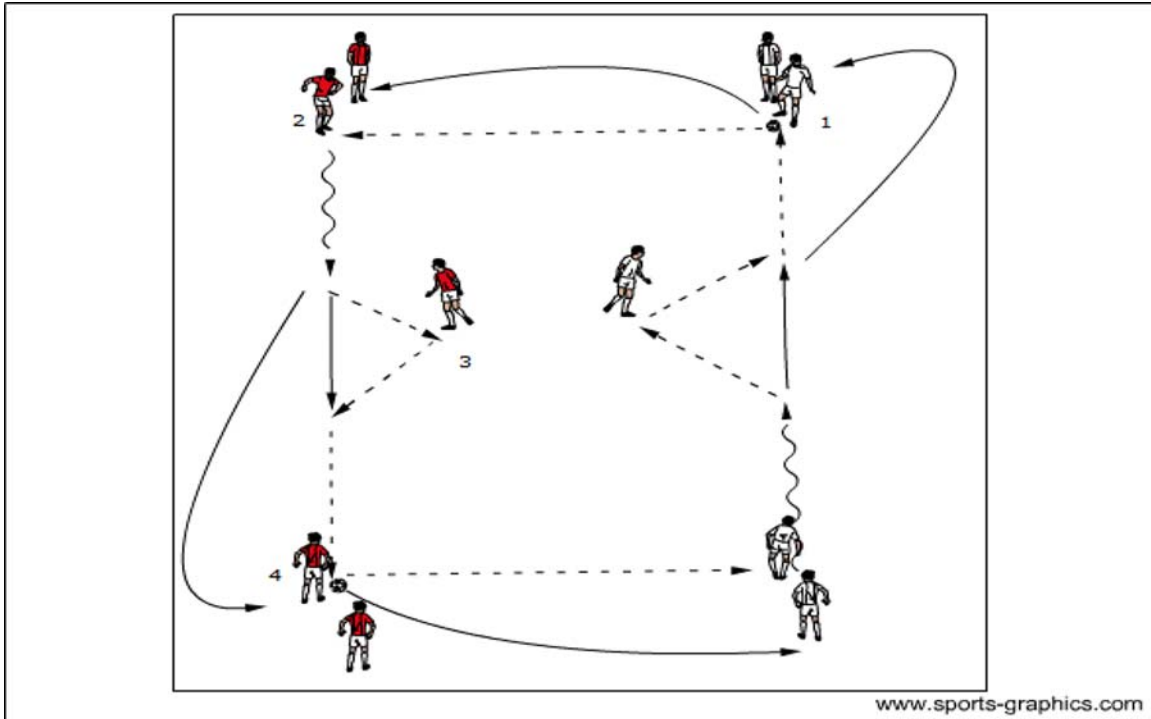




## Combination Play



### Wall Passing

#### Set-Up

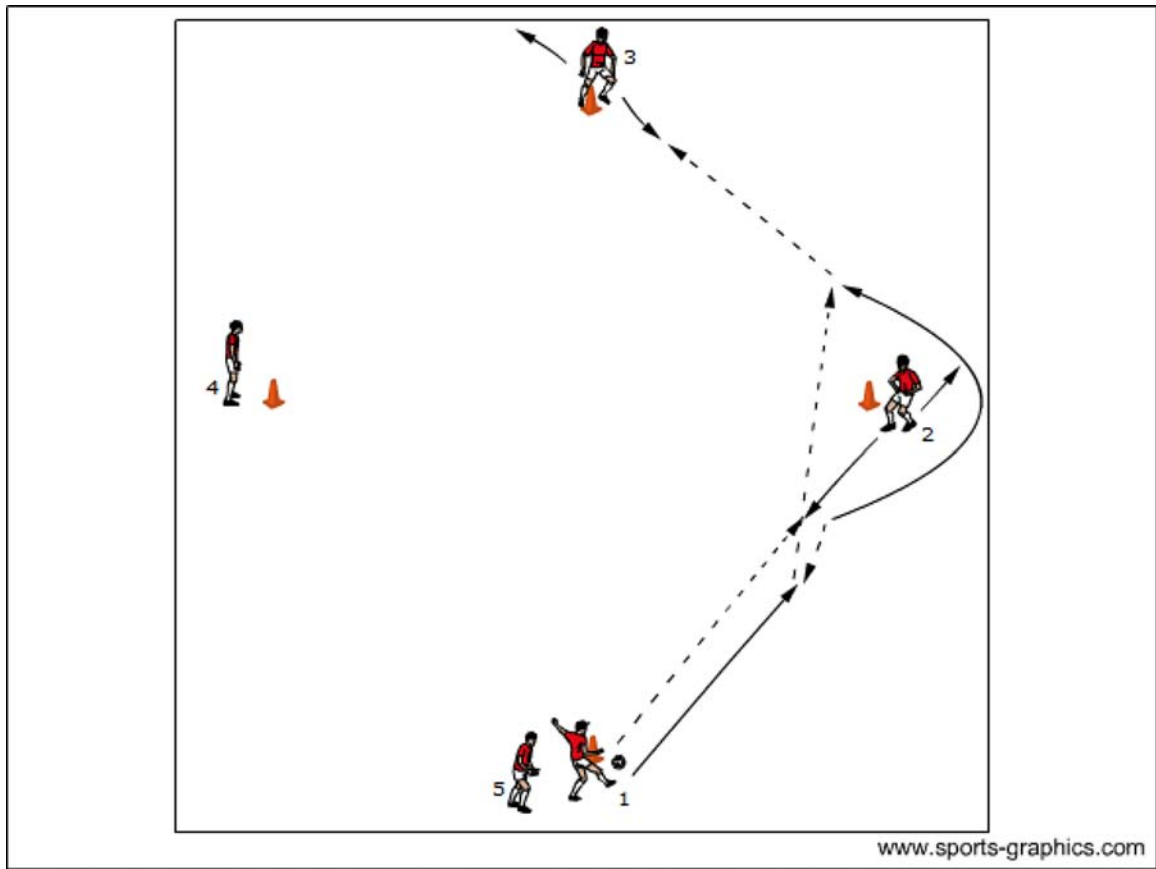
4 groups of players with 2 central players in a grid/distance of 15-20 yards, varies with age using 2 balls.

#### Sequence

- Both balls are played at same time
- Player 1 passes to player 2 and joins the back of player 2's line
- Player 2 plays a give and go with player 3
- Player 3 returns a wall pass to player 2
- Player 2 passes to player 4 and joins the back of the line
- Same sequence is played at the other side simultaneously

#### Coaching Points

- Pass with outside of foot to central player to deceive the imaginary defender
- Player returning a wall pass uses the front foot
- Central players must check out then check in to receive the pass



## Passing, Setting & Spinning

### Set-Up

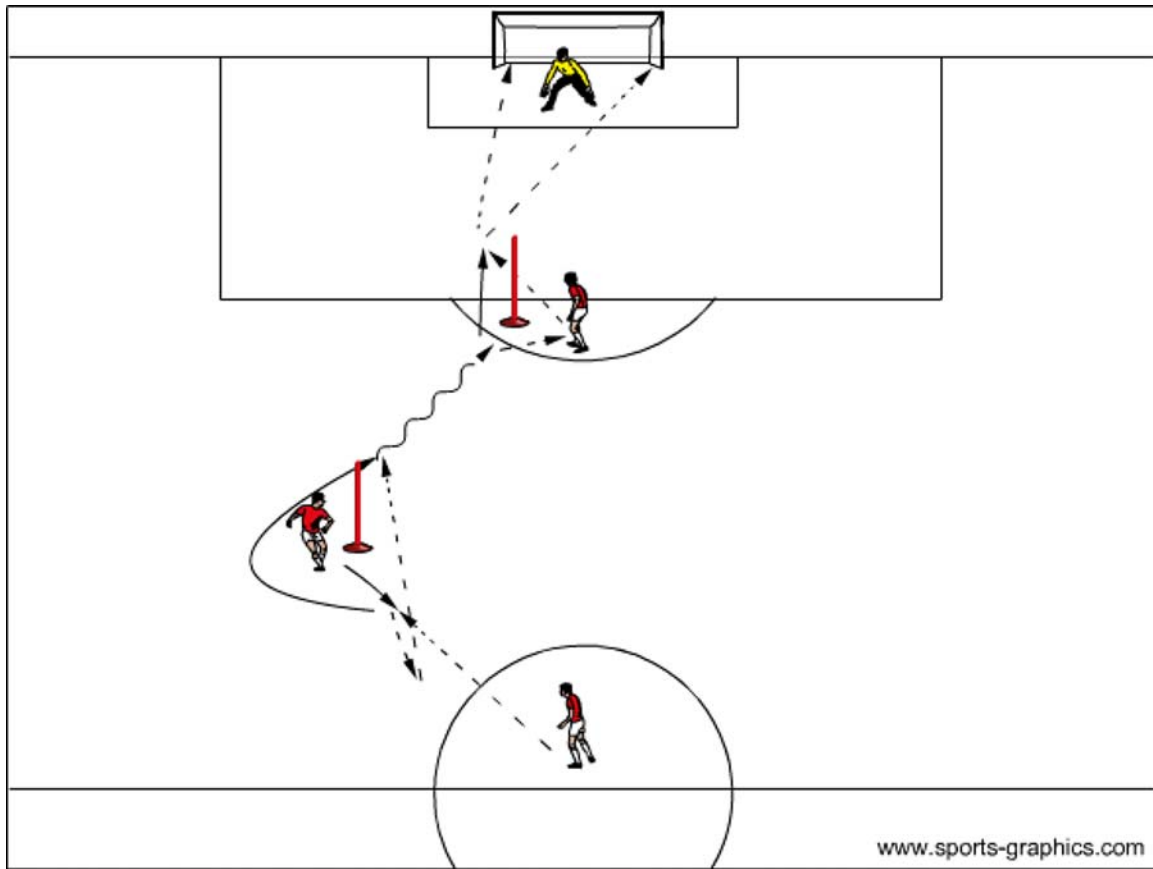
4 cones are placed in a diamond formation approximately 20 yards apart. 5 players are used with 1 at each cone and 2 at starting point.

### Sequence

- Player 1 rolls ball to initiate player 2's movement. Player 1 then pass to player 2 and then receives the ball back
- Player 2 then spins around the cone to collect a through pass from player 1
- Upon receiving the through pass, player 2 then repeats the same with player 3

### Coaching Points

- Communication
- Quality set up touches
- One touch if ability allows



## Combination Passing to Score

### Set-Up

Use half of a field. A goalkeeper, 3 attacking players plus 2 defenders when you think players can apply the movement with pressure.

### Sequence

Players apply the movements from previous practices to create a goal scoring opportunity. Place defenders instead of cones/poles in order to make the practice realistic.

### Coaching Points

- Check in/check out
- Timing of pass/run
- Weigh of pass
- Communication